



# IPPAcademy

## CERTIFICATE IN

### ENHANCED TEACHING & LEARNING WITH GENERATIVE AI

#### 2026 Edition



INTERNATIONAL PHONETICS &  
PHONOLOGY ACADEMY



IPPACADEMY.ORG

Certificate in Enhanced Teaching & Learning with Generative AI  
by IPPAcademy

Online Coursebook 2026  
2nd Edition

Special Thanks  
Mr CHU, Henry Maximus  
Course Director & Founder, IPPAcademy

Ms A.Y. Janet  
Education Consultant

All rights reserved 2018-2026  
IPPAcademy is wholly operated by International Phonetics & Phonology Order, a registered company in Hong Kong.



INTERNATIONAL PHONETICS &  
PHONOLOGY ASSOCIATION



IPPACADEMY.ORG

# COURSE OVERVIEW

- Course Outline
- Important Concepts
- Unit 1: What GenAI is (and is not)
- Unit 2: Your Lesson Planning Powerhouse
- Unit 3: Personalised & engaging examples
- Unit 4: Designing Activities to Engage Learners
- Unit 5: Supporting Creative Problem-Solving
- Unit 6: On-demand practice & Self-assessment
- Unit 7: Pre-assessment & Rubric-based feedback
- Key Takeaways
- Final Assessment

# Course Outline

## Course Background

The *Certificate in Enhanced Teaching & Learning with Generative AI* is designed to help educators use GenAI tools creatively and responsibly to enhance teaching and learning. This course emphasizes strategies that are transferable and work across different GenAI tools such as ChatGPT, Copilot, Gemini, Grok and future systems.

## Course Objectives

By the end of this course, you will be able to:

- Brainstorm lesson plans more efficiently
- Personalize examples, explanations, and activities based on learner interests and needs
- Design engaging learning activities
- Support creative problem-solving by exploring multiple solution pathways
- Generate practice materials and formative assessments on demand
- Use rubrics to support self-assessment and iterative learning



## Course Assessment

The course assessment consists of two multi-part questions. The assignment is designed to evaluate the participants' understanding and application of the course concepts.

Submission and passing of all tasks are required to be eligible for the digital Certificate of Completion.

# Course Outline

---

## **Course Structure**

The course will be divided into 7 main units, structured so you can learn actionable strategies applicable immediately in your teaching. You are encouraged to complete the course material before attempting the Assessment Task(s).

The course units:

- **Important Notes**
- **Unit 1: What GenAI is (and is not)**
- **Unit 2: Your Lesson Planning Powerhouse**
- **Unit 3: Personalised & engaging examples**
- **Unit 4: Designing Activities to Engage Learners**
- **Unit 5: Supporting Creative Problem-Solving**
- **Unit 6: On-demand practice & self-assessment**
- **Unit 7: Pre-assessment & Rubric-based feedback**
- **Key Takeaways**
- **Final Assessment**

Instructions for submission of Assessment Task(s) will be written at the session.

**Let's begin!**

### **Core Concept #1 - Shifting Your Perspective: From Automation to Amplification**

Much of the public conversation around GenAI in education focuses on fear, such as concerns about cheating, overdependence or even diminishing critical thinking. While these concerns do deserve attention, I think they only represent one side of the story.

**GenAI tools are not designed to be replacements for teachers; they are never meant to be.** They don't understand learners, classroom dynamics, cultural context, or educational values.

But what they can do exceptionally well is assist educators like you to:

- **Generate ideas quickly**
- **Reframe content for different learner levels**
- **Explore alternative solutions**
- **Generate drafts quickly for further refining and improving**
- **Reduce time spent on repetitive or trivial tasks**

It does not help you walk, but instead allows you to go further, faster, and with less strain. At the end of the day, the creativity, empathy and judgment must still come from you.



### Core Concept #2 - The Educator's Role Remains Central

A recurring theme throughout this course is **responsibility**.

GenAI tools can and will make mistakes. They sometimes produce information that is incomplete, misleading, or inappropriate for a particular learner group.

What's worse, sometimes they just straight up conjure something up that is entirely false (hallucination; happens way more often than you half expect).

For this reason, effective use of GenAI requires educators to:

- **Review and verify outputs**
- **Align generated content with your target learning objectives**
- **Ensure appropriateness, inclusivity, and clarity**

You are the designer of the learning experience. GenAI merely supports your thinking; it should never replace it.



### How to Use Sample Prompt Patterns in this course

Throughout the course, you will see lots of sample prompt patterns. Each of these patterns includes:

- **The general structure**
- **Replaceable placeholders (which are shown in brackets)**
- **Flexibility across most subjects and tools**

Feel free to copy and paste them into your selected GenAI tool. Then replace the placeholders with items that are specific to your task.

Remember to:

- **Be specific where possible**
- **Iterate further**
- **Treat responses as starting points and build on them**



## Unit 1: What GenAI is (and is not) for educators

### What AI Is (and Isn't) for Educators

Education has always evolved alongside new tools. From the press to the internet, every major tech shift has changed how teachers prepare lessons and how learners access information. The nature of Generative AI is pretty much the same, albeit with its phenomenal impact.


Generative Artificial Intelligence (Gen AI) **represents the next major shift.** Not because it replaces educators, but because it has the potential to **amplify significantly what great teachers already do well.**

At its core, this course is really not about artificial intelligence, but more about the **complete reframing of intelligence**, which means leveraging technology to assist educators in their creativity and professional expertise.

This chapter explains GenAI in mostly layman's terms and focuses on the implications that matter most in educational contexts.

Throughout this course, the term GenAI refers to digital tools that can create new content, such as text, images, or structured outputs, in response to your input. Examples include popular LLM systems like ChatGPT, Copilot, Gemini, Grok, and similar tools.

While these tools differ in their interfaces and certain features, they operate on similar core principles.



## Unit 1: What GenAI is (and is not) for educators

One useful way to think about GenAI is to compare it to text messaging.

When you interact with a GenAI tool, you send it a message describing what you want. The tool responds by generating a message back. This feels almost human-like, but it is important to remember that the system is not thinking or understanding in the human sense.

- **The message you send is called a prompt**
- **The response you receive is called an output**

Prompts can be simple (*“Explain fractions to a ten-year-old”*) or complex (*“Design a 45-minute lesson on fractions using sports examples, differentiated for mixed ability learners”*). The clarity, structure, and detail of your prompt have a significant impact on the quality of the output.

GenAI tools do not follow fixed rules or menus. Instead, they generate responses dynamically, based on patterns learned from vast amounts of language data.



## Unit 1: What GenAI is (and is not) for educators

### So what makes GenAI Different from Other Technology?

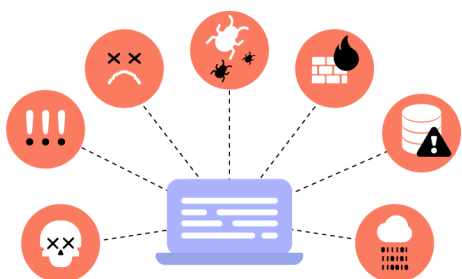
Educators like you have long used digital tools like search engines, word processors, learning platforms, educational apps, etc. We have always leveraged tools to help us in our teaching. GenAI differs from these tools in several key ways.

First, GenAI generates new content rather than retrieving existing content. When you search the internet, you are directed to information that already exists. When you use GenAI, the system constructs a response in real time based on probabilities and patterns.

Second, GenAI can perform multi-step tasks through language alone. For example, you can ask a tool to:

- **Brainstorm lesson ideas**
- **Organize them into a structured plan**
- **Adapt the plan for a different age group**
- **Rewrite explanations using simpler language**

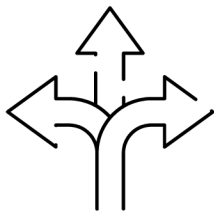
Third, GenAI is flexible but a bit unpredictable. Two similar prompts may produce noticeably different outputs. This flexibility could be a strength for creative and exploratory tasks, but it also introduces risk when accuracy and precision are essential.



## Unit 1: What GenAI is (and is not) for educators

### When Generative AI Is Most Useful in Education

GenAI is particularly effective in educational tasks where:



#### **There is no single correct answer**

- Brainstorming lesson ideas
- Designing activities
- Creating stories, scenarios, or examples



#### **Partial correctness is still valuable**

- Idea generation
- Drafting prompts or questions
- Exploring alternative explanations



#### **Errors are easy to spot and correct**

- Basic mathematics practice
- Vocabulary exercises
- Rubric-based feedback

In contrast, GenAI is less suitable for tasks where:

- **Accuracy is critical and difficult to verify**
- **Learners (or even you) cannot detect errors**
- **Contextual or cultural sensitivity is essential**

Knowing **when not to use GenAI, or when you must proofread the output,** is just as important as knowing how to use it.

## Unit 1: What GenAI is (and is not) for educators

### Prompting as a Teaching Skill

In a nutshell, using GenAI effectively is not about technical expertise; **it is all about giving clear and structured communication.**

As an educator, you likely already possess many of the skills needed for effective prompting such as:


- **Explaining expectations clearly**
- **Breaking complex tasks into steps**
- **Adapting explanations for different audiences**



These same skills apply when writing prompts. Strong prompts often include details like:

- **The learner's age or level**
- **The subject or concept**
- **Any constraints or materials?**
- **The desired format or outcome**

An effective initial prompt would probably look like:

 *Imagine you are an experienced teacher. Design a [1-hour long] lesson for teaching [Present-Perfect tense] to [5th grade students]. Break the lesson into clear stages with approximate time allocations.*

## Unit 2: Your Lesson Planning Powerhouse

It goes without saying that lesson planning is one of the most grueling parts of teaching. A strong lesson must balance learning objectives, student needs, available time, materials, and engagement, all while remaining flexible enough to adapt to changes, which happen all the time!


This immense cognitive load often leaves educators spending disproportionate amounts of time on planning rather than the most important part of being a teacher – **teaching!**

### Here Comes Your Brainstorming Partner

The most effective way to use GenAI for lesson planning is to **treat it as a thinking partner**, not a writer of some sort.

For example, an educator planning a mathematics lesson might ask a GenAI tool to generate several lesson ideas that combine:

- Fractions
- Fun Theme Ideas
- Physical classroom materials that are already available



## Unit 2: Your Lesson Planning Powerhouse

Rather than producing one rigid plan, the tool might suggest multiple approaches: a hands-on mapping activity, a trading simulation, or a visual modelling task.

While some ideas may be great, others may sound silly, impractical, overly complex, or unsuitable. But even imperfect suggestions can spark stronger ideas. Remember I said to treat it like a thinking partner?

The value lies not in adopting the output as-is, but **in reacting to it and making your own tweaks to tailor it into your own plan**. Building from scratch is tough, but editing and adjusting is way easier.



### Sample Prompt Pattern: Basic Lesson Ideation

Purpose: To generate multiple lesson ideas quickly around a topic.

Prompt: Create [number] lesson ideas for teaching [topic or concept] to [learner age/level].

When to Use?

- Exploring new ways to teach a familiar topic
- Brainstorming alternatives when a lesson feels stale
- Planning interdisciplinary connections

